

# **AMERICAN GOURD SOCIETY**

## **JUDGING HANDBOOK**



Adopted February 2008  
Updated February 2019  
Updated March 2023

# AMERICAN GOURD SOCIETY

## JUDGING HANDBOOK

### 1. INTRODUCTION

- 1.1 The purpose of the AGS shall be directed to the education and instruction of those persons who are interested in the culture, uses, history, and/or crafting of gourds. Competition at gourd shows should be in support of this purpose.
- 1.2 In all competition entries, gourds must predominate. In other words, a gourd or gourd piece(s) must be obvious as all or part of the entry. No entries are allowed that do not include one or more gourds or gourd pieces.
- 1.3 Competition should be designed to be attractive to beginning or hobbyist gourders, as well as accomplished artists. Categories and awards should be designed to be inclusive of all of our members.
- 1.4 Competition should be for the purpose of encouraging and rewarding gourd growers and crafters/artists. Winning should be a source of pride, but the competition should foster a sense of accomplishment for all, not of winners and losers.
- 1.5 These guidelines are optional for all AGS chapters and other nonaffiliated organizations. However, if these guidelines are adopted for a particular competition, the organizing committee may advertise that their competition will be “in accordance with the standards of the American Gourd Society.”
- 1.6 These guidelines should be widely available to all persons who will be entering in the competition. They are available on the AGS website.
- 1.7 If the show advertises that they are using these judging standards, they will publish in advance the AGS Scoring Criteria and how awards may be given out (see rules 7.2 - 7.4).

### 2. JUDGES

- 2.1 Qualifications
  - 2.1.1 Judges with experience in both gourds and art should be chosen.
  - 2.1.2 Judges must be impartial and consistent.
- 2.2 AGS Certified Judges
  - 2.2.1 AGS certified judges must be a current member in good standing of the AGS.
  - 2.2.2 If one or more AGS certified judges are available, one of them shall be appointed as the head judge (see 4.1).
  - 2.2.3 Although not necessary under these guidelines, an AGS certified judge lends credibility to the competition and the appearance that these guidelines will be followed. If no AGS certified judge is available, the show chair shall appoint a head judge.
- 2.3 Clerks
  - 2.3.1 Clerks may be anyone, including those with an interest in becoming a judge, whether or not otherwise trained or certified. Clerks do not assist in judging.
  - 2.3.2 Clerks serve the purpose of keeping official records of the judges' decisions, so should be chosen for their ability to keep accurate and clear records of the judging.

### **3. COMPETITION FACILITY**

- 3.1 The competition should be held in an area separate from other activities of the event or show. This can be a separate building, a separate room, or an area that is physically and visibly separated from the other activities.
- 3.2 The competition area will have sufficient tables, hangers, and other displays as appropriate to ensure the judges and the public can view all of the entries.
- 3.3 Categories in the competition will be clearly marked and divided so the judges and public can see what gourds are entered in the various categories.
- 3.4 To the extent possible, the competition area will be able to be isolated during the judging so no persons other than the judges and clerks will be present at that time.
- 3.5 The competition area will be designed with reasonable security when the event is closed (such as overnight); however under these guidelines the sponsoring group is not responsible for the safety/security of the entries.

### **4. JUDGING AUTHORITY**

- 4.1 The head judge will be appointed by the chair of the show/event (see 2.2.2). The head judge will organize and brief the teams, and provide general supervision of the judging procedures.
- 4.2 The decision of awards by a judging team is final. However, if a team decides they want assistance, they may ask the Head Judge for advice and/or a decision.
- 4.3 Once announced, awards and ribbons are final and will not be withdrawn.
- 4.4 In case of a suspected error, the head judge may assign a different team to re-judge the category. Announced awards will not be withdrawn, however, duplicate awards (such as another first-place ribbon) may be given at the discretion of the head judge in order to correct errors.
- 4.5 The head judge shall transmit the results of the judging, as provided by the clerk(s), in written form to the chair of the show/event; the chair will accept the results without any modification or change.

### **5. PREJUDGING ACTIVITIES**

- 5.1 The head judge will meet with the judges and clerks in a private area prior to any judging activities. If possible, the show chair will be invited to attend this meeting to answer any questions and give the judges the sense of the show's objectives.
- 5.2 The head judge is responsible for implementing the guidance from the show chair and committee as to the general approach to awards.
- 5.3 The judges will discuss the use of the 1-5 scale. The entire scale should be used; a score of 1 does not imply a poor piece, just a piece that is less deserving of a high score than others in that group. A score of 5 does not imply perfection, but a piece that is deserving of a higher score than others in that group.
- 5.4 Although not a requirement of these guidelines, it is very strongly suggested that there be several practice sessions, judging gourds not in competition. Judges will simulate the real judging process, but will then discuss and defend their individual scores to the others for the purpose of honing their own scoring and coordinating their scoring approach with the others.
- 5.5 AGS recommends Judges be identified with a nametag or other identifying items. Throughout the show, judges who remain are encouraged be reasonably available to anyone to explain the judging procedures.
- 5.6 Judges should have appropriate measuring tools, such as a measuring tape and ruler.

## 6. JUDGING PROCEDURE

- 6.1 If possible, the judging team for each category should consist of at least 3 judges (except for a conflict of interest, see below). The judging teams may be as large as the head judge decides, or smaller if it is not possible to find enough judges.
- 6.2 The judges may be divided into separate teams. Different teams will be assigned different categories to judge, based on their desires or qualifications, by the head judge.
- 6.3 Each judging team will have a clerk assigned for official record keeping. There may be more than one clerk per team, but only one will be responsible for the official records.
- 6.4 When a judge recognizes the work of an artist who is a family member or close friend, or their own work, they should excuse themselves from judging that category, and ask the Head Judge to assign another person or team to judge that category.
- 6.5 Judges may discuss among themselves any aspect of the entries, and may call upon the head judge for his/her advice or opinion. Other than those people, no others (including the clerk unless asked) will participate in the judging discussion.
- 6.6 Disqualification
  - 6.6.1 No disqualification will be done without the knowledge and final approval of the head judge in the competition.
  - 6.6.2 The judging team may identify entries if they do not meet the description of the category. In these cases, they will consult with the head judge. If there is agreement that the entry is not in the correct category, the head judge may attempt to move an entry to a more appropriate category, rather than to disqualify. If a non-judged, Display table is available it may be preferable to move it there so the entry can be entered in a later year.
  - 6.6.3 If it can be moved, that category may be re-judged. Since the awards have not been announced at that time, the previous judging of that category is replaced by the new judging.
  - 6.6.4 If it cannot be moved, (for example, if the entrant has an entry in that category already) the entry in question can be disqualified by the head judge.
  - 6.6.5 If the artist who created the disqualified entry appeals to the head judge (after completion of the judging) the head judge explains the decision based on category description and the failed attempt to move the entry.
  - 6.6.6 Other than the requirement that gourds must predominate, nothing will be disqualified from the “my way” or similar catch-all category unless specific show requirements state otherwise.
- 6.7 Considerations while judging
  - 6.7.1 Be receptive to the unique, the unusual, the different.
  - 6.7.2 Keep an open mind; curb your own personal biases.
  - 6.7.3 Be fair, consistent and careful; be conscientious and honest.
  - 6.7.4 View the work up close and at a distance.
  - 6.7.5 What is the overall visual impact? Is it appealing?
  - 6.7.6 How original is the piece?
  - 6.7.7 Note how it relates to the category in which it is entered. For a technique category, is it clearly the dominant technique?
  - 6.7.8 How well is it executed? Note the attention to detail, uniform quality of work, impact not marred by obvious flaws
  - 6.7.9 What is the degree of difficulty & complexity?
  - 6.7.10 Does it contribute to the natural beauty of the gourd or is the gourd disguised and unrecognizable?

- 6.8 Scoring:** One to Five (1 to 5) scale, with 5 being Best, relative to other entries in that category and skill level. If there are no other competing entries in that category, scoring should be based on your judgement and expectations for work at that entry and skill level. Use the entire range for scoring.
- 6.8.1 There are 3 forms that can be used. All forms use the same judging criteria, with a different amount of explanatory detail. We recommend having the Detailed Scoring Form on the Judges clipboard for reference if the Medium or Short forms are used by the judges.
  - 6.8.2 Although discussion of the gourd is completely open and interactive between the judges (and, if they wish, the head judge), scoring is individual.
  - 6.8.3 Judges will have a scoring sheet for each entry to write their scores and feedback on. Then, they will hand their sheets to the clerk for each category.
  - 6.8.4 The clerk will compute the scores; first place goes to the highest score, second to the second highest, and so forth for as many places as determined by the show committee.
  - 6.8.5 In case of ties in the score, the judges will confer and decide on a tiebreaker. Duplicate place awards may be given.
  - 6.8.6 We strongly recommend providing feedback to the entrants so they understand the scores and learn where they can improve. If possible, both positive and constructive comments would be helpful to the entrant.

### **DETAILED SCORING**

- 6.8.7 Gourd Art/Crafted Gourds – maximum of 20 points
  - 6.8.7.1 Overall appearance (1-5 points)
  - 6.8.7.2 Craftsmanship (1-5 points)
  - 6.8.7.3 Difficulty/Level of effort (1-5 points)
  - 6.8.7.4 Featured technique or Theme (1-5 points)
- 6.8.8 Growers Division – Raw or Current Season Gourds – maximum of 20 points
  - 6.8.8.1 Cultural perfection (1-5 points)
  - 6.8.8.2 Trueness of type (1-5 points)
  - 6.8.8.3 Cleanliness (1-5 points)
  - 6.8.8.4 Size, shape, color/hue, variety (1-5 points)
- 6.8.9 Growers Division – Manipulated Gourd for Jim Story Award – maximum of 20 points
  - 6.8.9.1 Cleanliness (1-5 points)
  - 6.8.9.2 Cultural Perfection (1-5 points)
  - 6.8.9.3 Manipulation (1-5 points)
  - 6.8.9.4 Degree of Difficulty (1-5 points)

## **7. AWARDS**

- 7.0 The show chair/committee will have determined the individual categories and the maximum number of awards (1<sup>st</sup>, 2<sup>nd</sup>, 3<sup>rd</sup>, etc.) to be given in each category. This information should be published in advance, in the show program/show book.
- 7.1 Once the clerk has totaled the scores, the clerk will inform the judges of the rank order of the entries. The top entry will receive the 1<sup>st</sup> place (blue ribbon) award, the next entry will receive 2<sup>nd</sup> place, etc. If the award is a ribbon or certificate, it will be immediately placed on/near the winning entry.
  - 7.1.1 The name of the winner will be written somewhere on the ribbon/certificate.
  - 7.1.2 The names and places of all winners will be recorded on a log for the head judge and show chair
- 7.2 While judges are not bound to give out all of the place awards if they feel some entrants are not deserving of an award, they should confer with the head judge.
- 7.3 If there are two or more entries in a particular category, a first-place winner should be chosen and awarded. Normally the other entry will receive a second-place award. If they feel none of the entrants are deserving of first-place award, they should confer with the head judge.
- 7.4 If there is only one entry in a category, the normal procedure is to give that entry a first-place award. However, in exceptional circumstances, if the judges believe the entry does not deserve a first-place award, a lower award may be given. The show committee may establish (and must announce in advance) specific guidelines for this rule.
- 7.5 At this time in the judging, the names of the artists are not revealed, as there may be further awards (such as Best in Division and Best of Show).

## **8. COMBINED/OVERALL AWARDS**

- 8.0 The show chair/committee may establish, in advance, certain awards that are cross-category, such as Best in Division (Novice, Intermediate, Advanced, etc)..
- 8.1 Once the individual category judging for a division is complete, the judges will consider all the first-place winners for any combined class award. The same scoring scale will be used. The same or different team of judges may be assigned to select these winners.
- 8.2 Once the Best in Division winners have been selected for each division, the judges will consider which among them is the Best of Show winner. A team of judges or all judges may be assigned to select the winner.
- 8.3 Once combined class awards are decided, there may be other special awards (such as a sponsor's award, best newcomer, President's award, best related to show theme, etc.). These awards are made at the discretion of the show chair/committee, and are outside the authority of the head judge and the judges.
  - 8.3.1 Of course, the decision of these awards may be made by some or all of the same judges at the request of the show committee. However, when they do so, they are acting outside these guidelines, and are not bound by them. Their selection process is guided by the show chair/committee.
  - 8.3.2 If there is a category that requires gourds to match the theme of the show, the show chair/committee can do the judging for that category or may assign that duty to the judges.
- 8.4 Any AGS-sponsored award may only be awarded if there is an AGS certified judge or AGS elected officer present and part of the award decision process.

## **9. ENTRIES**

- 9.1 Individuals will deliver their gourds into competition according to procedures set up by the individual event.
- 9.2 Each gourd will have attached (or otherwise kept with it) a tag with the entrant's name. This tag will be folded or otherwise obscured so the name is not visible to the judges during the judging portion of the show.
- 9.3 Late entries are only accepted at the discretion of the show chair/committee and published rules. However, if an entry is accepted after a particular category has been judged, that category will not be re-judged.
- 9.4 A gourd may be entered in only one category per show.
- 9.5 A gourd entered in a prior show (for the same chapter) is not eligible to be entered in subsequent years, unless otherwise state in the event's program or show book. This applies to disqualified entries as well as entries that have been judged.
- 9.6 Entries that include fractal burning are not eligible in any category in AGS-judged competitions.

## **10. WHAT THESE GUIDELINES DO NOT COVER**

- 10.1 These guidelines are intended to standardize and make public the procedure used to select the award winners in competition at gourd shows.
- 10.2 The following areas are not a part of these guidelines and reside solely with the individual show chair/committee:
  - 10.2.1 Categories and qualification for entry into each category.
    - It is recommended that the show guidelines specify what "is allowed" so that entrants have the same parameters and judges have the same guidelines for proper placement of entries.
    - "New materials" are best used on entries in an "Anything Goes" or "My Way" category until universally accepted and vetted by the show committee in following years.
  - 10.2.2 Selection of what category a particular gourd should/must enter.
  - 10.2.3 Who may enter the competition.
  - 10.2.4 Entry acceptance time, place, and procedure.
  - 10.2.5 What the awards are (ribbons, plaques, monetary, other).
  - 10.2.6 Choosing winners of awards other than individual categories and best of category.
  - 10.2.7 Decision as to whether competition gourds may be offered for sale while in the display area.
  - 10.2.8 Decision as to when gourds may be picked up after judging is complete
  - 10.2.9 Entry fee, if any.
  - 10.2.10 Whether vendors are required to enter gourds.
- 10.3 The decision as to whether a gourd may be entered is up to the show chair/committee. Entry qualifications are up to the show; the judges will judge what is presented to them.

## **11. PHOTOGRAPHY**

- 11.1 Gourds entered in competition are available for photography or sketching by anyone or any organization.
- 11.2 Photographs of the gourds in competition may not be used by anyone for any income or profit-producing activity. Fair use (newsletters, chapter websites) is allowed.
- 11.3 Specific written permission to photograph for future event promotion is recommended.

## **12. JUDGING CRAFTED GOURDS**

- 12.1 Gourds must have been created solely by the entrant unless the category description permits a group entry.
- 12.2 Divisions based on skill and experience are commonly identified as Novice, Intermediate/Open, Advanced, Master and Grand Master. Refer to the Show Book for the event you are judging for definitions and specifics because they may differ from one event to another.
- 12.3 Criteria – Overall appearance. Evaluate based on overall appeal, artistic design, stands out from the competition and originality and artistic creativity.
- 12.4 Criteria – Craftsmanship. Evaluate based on attention to detail, uniform quality of work, overall impact not marred by obvious flaws, gourd sits flat or hangs evenly, has a finished look.
- 12.5 Criteria – Difficulty/level of effort. Evaluate based on difficulty of techniques as applied, complexity or intricacy of design, demonstrates skill in multiple areas and amount of effort required.
- 12.6 Criteria – Featured technique/theme. Featured technique is dominant, even if other techniques are allowed; quality of craftsmanship for all techniques applied; Theme/category description must be fulfilled and obvious in the overall impression of the entry.
- 12.7 For each technique there are specific things to look for as evidence of being applied skillfully. The accompanying document, Judging by Category, discusses each of the main techniques and what to look for as evidence of skill.

## **13. JUDGING RAW AND CURRENT SEASON GOURDS**

- 13.1 Gourds must have been grown by the exhibitor/entrant.
- 13.2 Dried gourds have all the water evaporated leaving a lightweight shell.
- 13.3 Criteria – Cultural Perfection. Mature, quality gourds that is free of blemishes or damage.
- 13.4 Criteria – Trueness of Type. Looks like the type (not cross-pollinated).
- 13.5 Criteria – Cleanliness. All visible exterior skin and dirt have been removed. Stem and blossom ends are clean.
- 13.6 Criteria – Size, shape, color/hue. For specimen gourds (a specific variety), shape and color must be observed and have no indication of excess grooming or training.
- 13.7 Gourds entered in the growers classes are not required to have stems unless specifically required by the category. If present, stem must be washed with skin and dirt removed from the crevices, and the end trimmed.
  - 13.7.1 One or more categories specifically requiring stems may be established by the competition, but as a general rule stems are not required.
- 13.8 Assorted gourd groupings must be of various sizes, shapes, and varieties.
- 13.9 Identical gourd groupings must be the same size, shape, color hue, and variety.
- 13.10 Freak growth gourds must have a unique shape that occurred naturally with no human intervention of any kind (no training, starving, growth interference).




13.11 If there are specific categories where these scoring guidelines are not appropriate, the competition sponsor (show chair, show committee, chapter president, etc.) will establish a judging standard for that category, and publish it in advance so those entering will know how they will be scored. The judges will use that standard (point scale or other objective method).

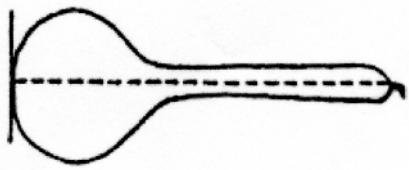
## 14. MEASURING GOURDS

14.1 Differentiation between straight and curved/crooked gourd is accomplished by measuring the maximum above ground clearance of the gourd.

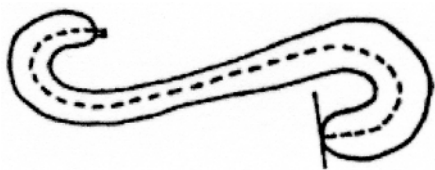
14.1.1 The stem is not a part of the measurement. Straight gourds must be 4 inches or less; curved/crooked gourds are more than 4 inches.



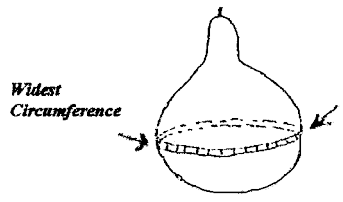
14.2 A straight gourd is measured from blossom end to stem. The stem is not included in the measurement.



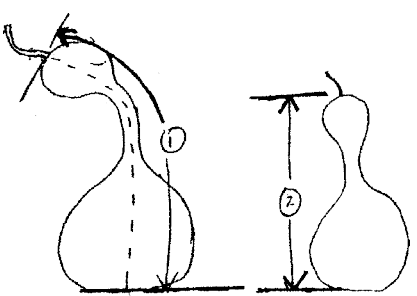
14.3 Curved/crooked gourds are measured along the center top of the gourd from the blossom end to the stem



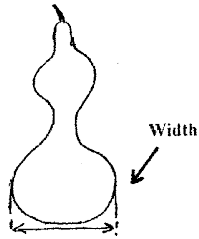
14.4 The circumference is measured at the gourd's widest point, when standing in an upright position.



14.5 The height is measured two ways. The longest measurement applies. First, measure from the blossom end to the stem protrusion with the gourd's curvature. Then measure at the highest point when the gourd sits upright; stem not included.

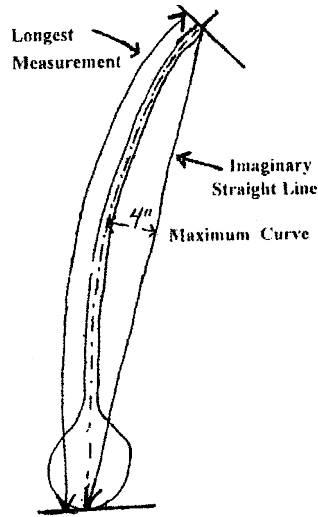


14.6 The width is measured at the gourd's widest point when it sits upright.

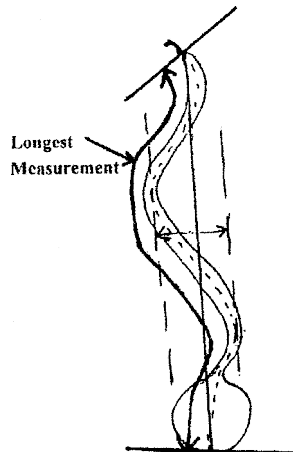


14.7 The longest gourd is measured in two ways. In both ways, to qualify for the longest measurement, curvature must be less than 4 inches. If the measurement exceeds 4 inches it does not qualify for consideration.

14.7.1 The first way the measurement is determined is from the imaginary straight line that runs from the blossom end to the stem protrusion of the gourd. The stem not included. The deepest point of the curve (as defined in section 14.1) may not exceed 4 inches:



14.7.2 When the entry has multiple curves the second way to measure for the longest gourd is to determine whether or not there is no more than 4 inches of total curvature. To determine this, (a) measure the gourd's length from blossom end to stem end in a straight line; then measure the gourd's length from stem center to blossom center, following the natural curvature of the gourd. The difference between the two measurements cannot exceed 4 inches:§



## 15. JUDGING MANIPULATED GOURDS

- 15.1 Single Manipulated Gourd: An intentionally-manipulated gourd that may have one or more manipulation techniques on a single gourd.
- 15.2 Multiple (Inseparable) Manipulated Gourds: Two or more intentionally-manipulated gourds that have been manipulated in such a way that they cannot be separated.
  - 15.2.1 Gourds may have been grown during different seasons.
  - 15.2.2 Same or different manipulation techniques on each gourd may have been used during the creation of the entry.
- 15.3 Criteria - Cleanliness. All visible exterior skin and dirt should be removed from the gourd from the tip of the stem (if present) to the blossom end; including the inside surface of tight knots, spirals, coils, curves and bends. You should not be able to see any skin or dirt remaining on the gourd.
- 15.4 Criteria - Cultural Perfection. Free of blemishes or damage.
- 15.5 Criteria - Manipulation. To manually manage or control the reshaping of a gourd during the growing season. Involves innovation, uniqueness, and originality.
- 15.6 Criteria - Degree of Difficulty. Amount of effort required to achieve the manipulation and green cleaning.
  - 15.6.1 Molded
    - A homemade mold is more difficult and unique than use of commercially made molds
    - Mold should be removed for judging unless it enhances the overall appearance of the gourd
  - 15.6.2 Coiled
    - Number and tightness of coils are indicative of difficulty; more coils and tighter coils being more difficult than fewer or looser coils
  - 15.6.3 Knots
    - Single, overhand knot is the least difficult knot to tie
    - A single, figure-eight knot is more difficult than a single overhand knot
    - A square knot is more difficult than the figure-eight knot
    - Two knots in one gourd are more difficult than any single knot
    - Two knots straightened out (one above the other) is more difficult than two knots that are not straightened out
    - Three knots would be a record
  - 15.6.4 Etching
    - Scratching a design into the surface of the growing gourd that is deep enough to cause scarring that is clearly visible after the skin is removed
    - Design should be attractive and well-executed
  - 15.6.5 Devices
    - Ropes, stockings, sheets
    - Cages, poles, pottery, jugs, antlers, and more
  - 15.6.6 Green cleaned
    - Scraping the outer skin off the gourd while it was still green
    - Gourd is a light uniform color; no evidence of skin left behind

## 16. NATURAL MATERIALS

- 16.1 At times a category calls for only natural materials. Examples of natural materials are linen or cotton cords, pine needles, animal or plant parts, and flowers.
- 16.2 Examples of non-natural materials are many paints and dyes, glass or plastic, and wires.
- 16.3 The show chair/committee may specify overall exceptions for minor amount of non-natural materials (such as a plastic stand to hold up a gourd, or artificial sinew to bind pine needles), or may make a decision to allow a particular entry in a category specified as natural (such as a dyed leather piece).
- 16.4 If such exceptions are made, they should be in the show program and brought to the attention of the judges before the judging process. The judges will honor the show chair/committee's decision.
- 16.5 If the category states "substantially" or "predominantly" or some other indication of a majority of natural materials, then the piece should be at least 90% natural materials.

## 17. DEFINITIONS

- 17.1 Basket. A gourd basket is a gourd with either the top cut off and a carrying handle attached, or cut so part of the gourd remains to act as a handle. The general appearance is a container with a handle for carrying items.
- 17.2 Bowl. A gourd with the top portion cut off. The general appearance is a container that is intended to sit still.
- 17.3 Birdhouse. A gourd prepared so it would reasonably serve as a home for wild birds. It has an appropriate size hole, drainage holes, no perch in accordance with Audubon society recommendations, and a method of hanging/attaching to a support (such as a tree or post).
- 17.4 Carving. Any result of removal of a portion of the shell of a gourd exposing the undersurface. Knives, rotary tools, gouges, or any other tools may be used for this general result.
- 17.5 Chipping. A type of carving performed with gouging tools to "chip" out a small piece of a gourd at a time.
- 17.6 Cleaned. A gourd that has had surface dirt and membrane removed via any process such as hand washing, scrubbing, machine washing.
- 17.7 Colored gourd. A gourd whose color has been changed with dye, paint, crayon, pencil, marker, or other commonly accepted coloring media.
- 17.8 Cut gourd. A cut gourd is any gourd whose surface has been cut, partially or completely, with a tool such as a knife, saw, hot woodburning pen, awl, or other implement. The gourd does not have to be cut into two pieces, just cut completely through the shell.
- 17.9 Embellishment. Any decorative item, natural or artificial, attached to a gourd for the purpose of improving the appearance of the work.
- 17.10 Filigree and Fret. These are synonymous terms that refer to delicate and intricate ornamentation of a pierced (open work) gourd.
- 17.11 Gourd. The fruit in the Cucurbitaceae family of plants.
  - 17.11.1 Raw gourd - a hollow, dried shell of a fruit in the Cucurbitaceae family of plants.
  - 17.11.2 Current season gourd - A recently harvested gourd which still contains the green coloring and water weight before it has dried.
- 17.12 Varieties of gourds. The varieties as depicted on the Gourd ID Chart which is a Fact Sheet available for download from the AGS website: <https://www.americangourdsociety.org/growing.html>
- 17.13 Woodburning. Marking the surface of a gourd by the use of heat, ordinarily using a woodburner system. Other possibilities are heated metal tools or torches.

## **18. AGS Apprentice Judge Requirements**

- 18.1 AGS Apprentice Judges agree to:
  - 18.1.1 Participate as a Clerk or Judge at an AGS-endorsed Gourd Competition at least once in the 2 years following training.
  - 18.1.2 Complete & submit the Apprentice Judges Activity Report Form to notify AGS Judging Coordinator of the completion of experience requirement.
  - 18.1.3 Maintain AGS Membership.

## **19. AGS Certified Judge Requirements**

- 19.1 AGS Certified Judges agree to:
  - 19.1.1 Participate as a Clerk or Judge at an AGS-endorsed Gourd Competition at least once every 3 years.
  - 19.1.2 Participate in a Continuing Education Class at least once every 3 years (see below).
  - 19.1.3 Complete & submit the Judges Activity Report Form to notify AGS Judging Coordinator of your judging activity after each judging event.
  - 19.1.4 Maintain AGS Membership.

## **20. AGS Judge Continuing Education**

- 20.1 Apprentice and certified judges are encouraged to participate in annual “refresher” classes we call “Continuing Education.”
  - 20.1.1 Refresher sessions can be led by any Certified Judge.
  - 20.1.2 Refresher classes may be in small or large group settings such as a Patch or as part of a Chapter meeting.
- 20.2 Participants should complete the Judging Activity Form and notify AGS Membership when completing these educational sessions.

## **21. Examples of Continuing Education Sessions**

### **21.1 Mock Judging**

- 21.1.1 A “Mock Judging” class can give a group of judges an opportunity to practice his/her observation skills on categories that they don’t have personal expertise as an artist.
- 21.1.2 Leader and/or participants bring sample gourds for the judging activity.

### **21.2 What Judges Look For Class**

- 21.2.1 A “What Judges Look For” class can give a small group of non-judges (gourd artists) and/or judges an opportunity to discuss the areas where judges pay the most attention: the gourd itself, neatness, presentation & design, details and skill & artistry.
- 21.2.2 Leader and/or participants bring sample gourds for the judging activity.
- 21.2.3 Refer to Judging articles from The Gourd Magazine for examples and considerations based on various techniques

### **21.3 Judging Refresher Class**

- 21.3.1 A “back to basics” class to review application of the rules in the judging handbook, the judging scoring sheets, clerking forms and giving feedback.

#### **21.4 Judging by Category Class**

21.4.1 A class that focuses on one or two technique categories found at their competition (such as carving &/or pyrography). The purpose is to go into greater detail to understand and observe the application of the skill/techniques for specific technique. The goal is to recognize the subtle differences between good- better-best at the various entry levels: Novice, Intermediate/Open, Advanced, Masters and in some shows a non-judged Grand Masters level.

21.4.2 Refer to Judging articles from The Gourd Magazine for examples and considerations based on various techniques.

#### **21.5 Online Refresher Courses TBD**